



Monthly Newsletter

November 12, 2013

President:	Philip Hauser
Executive Vice President:	Steve Leichner
Vice Pres. Website and Members:	Jeff Kieserman
Vice Pres. / HOW Coordinator: & Safety Officer	Seth Chamberlain
Vice Pres. / Assistant HOW Coordinator	Marty Richter
Secretary:	Dave Potts
Assistant Secretary:	Mike Zickler
Treasurer:	John M. Coles
Librarian:	Robert Jay
Phil Hauser: 609.518.9801 Steve Leichner: 856.854.2051	

November 12, 2013 Regular Monthly Meeting-

The DelVal Turners closed its Fall-season meetings with some announcements from President Phil Hauser and some members. There were 43 people in attendance at the start of the meeting:

☞ Recognition and welcoming of newcomers. New Member Joshua Kavett introduced himself as a recently retired Industrial Arts teacher and the recipient of last month's free pass to Totally Turning in Saratoga Springs in March of 2014

☞ The slate of proposed 2014 Club Officers was presented, seconded, and voted upon unanimously. The newly elected Officer list appears at the top of this newsletter

☞ The drawing for the member submission for the AAW summer scholarship was held and the winning ticket belonged to Mike Zickler. Mike's name gets forwarded to the AAW HQ to be added to the pool for a second drawing for final selection. Good Luck Mike!

☞ The Xmas party is also the deadline for the Fall Challenge: complete one of Nathan Favor's bowl blanks in anyway you desire: Paint, cut, re-glue, whatever! There will be a 1st, 2nd & 3rd prize awarded.

☞ Also that evening is a Pollyanna. The rules are the same as last year: Make something to fit inside an 8"x8"x8" container. It should be a gift that you make and everyone that makes something will take home something, as well. Last year we had a great number of members participating and hope to encourage even more participation this year.

☞ A raffle will also be held on the evening of the Christmas party for those members that have paid their 2014 dues. This year's award is \$125. The club dues remain at \$30 and only members with paid-up dues will be entered into that evening's drawing.

☞ A silent auction for donated wood and tools will also be held during the Christmas party.

☞ Carol Leader addressed the group to encourage everyone to set aside time to visit the Center for Art in Wood to see the exhibit of Binh Pho's works. His exhibit runs until January 18, 2014. A list of upcoming events at the center can be found here: <http://www.centerforartinwood.org>



Returning Guest Presenter & Demonstrator

Bob Rosand

Bob Rosand and his wife Susan kicked off the Holiday season with a demo featuring three ornaments: a hollow sphere with an icicle finial, a tiny acorn birdhouse, and a Christmas tree. Bob told the crowd that he has done at least 10,000 of the hollow sphere ornaments and that without his breaks for talking and instruction, he can actually turn one out in about 20 minutes. His demonstration was full of tips and tricks and included some of his personal preferences and revelations he has encountered doing this type of work. While he did not have a handout to distribute for the evening, he did encourage the audience to look through his website, as all of his links and likes are listed there:


<http://www.rrosand.com/articles/19-3.shtml>

Bob began the evening with a few pointers about the tools he prefers. His admiration for Thompson turning tools was noted and he also had a few custom tools that he made himself and brought for others to purchase. Among these were a skew ground from a round section of drill rod, a set of straight scrapers for inside the body of the ornaments demonstrated—one round and one straight-ended., and a set of three hooked hollowing tools that featured 3/16" tool steel cutters silver soldered to a piece of 3/8" cold rolled square stock. Rosand says he uses a plumber's acetylene torch to make up the tools with a eutectic solder and flux.. Bob Rosand's tools can be seen on his web page here: <http://www.rrosand.com/tools.shtml>



A fish hook eye is cut from the shank and Rosand drills a hole using a bit and a pin vise. The fish hook is fastened to the piece with a drop of CA glue. Rosand signs his pieces with a Pigma Micron pen, the .005 size.







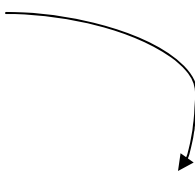
Rosand does his final sizing on his acorn bird houses with a nifty little side-scaper. Gently tilting the tool gives an ever-so slight scrape against the edge of the stub tenon and allows for accurate fit-ups. Final sanding of the tops is done by flipping the cone 180 degrees and gently holding things in place with the tailstock. Rosand even goes as far as to use some tiny scraps of ebony to turn the miniscule perch for his bird houses. All of his pieces were finished with a quick shot of spray-on Deft and/or Deft Sanding Sealer. This is a nitrocellulose lacquer that used to be available at Lowes, but now is probably best sourced from a paint store, such as Sherwin Williams.



Bob Rosand wrapped up his presentation with a quick demo on how he turns his tiny Christmas trees. He used a chunk of Colorwood for this task, but warned us that the glues in the Colorwood were both rough on the cutting edges of his tools, and also on one's lungs.

These trees are cut into a curved cone and then the piece is divided into uniform sections using a slender parting tool that Sorby makes and is frequently referred to as a Nick Cook signature item. In addition to the slender body, the tool features a channel cut in the underside of the attack edge. This creates two spurs that pare off sides of the workpiece and give a sharp, well defined edge. This cutting tool features a 1/16" cutting width.





50/50 Drawing

Winning this month's share was

- Carol Leader, who went home with \$74
- Robert Jay, Rosand hollow ornament
- Jeff Schnell, Rosand Christmas Tree
- Mark Allan, Rosand acorn
- Rich Gaughan, Craft Supplies gift cards: 2 @ \$10
- Scott Malin, Craft Supplies gift cards: 2 @ \$10



Treasurer's Report none this month



Library Report – None: The Club Librarian is Robert Jay. All are welcome to share from the club's collection.

Remember, **SAFETY FIRST**. We will strive to emphasize this message at each meeting, and if you have a particular safety topic of concern please feel free to bring it up for discussion.

Please regularly review the recommendations established by the AAW. Even taking one new measure a week may prevent an accident.

<http://www.woodturner.org/resources/safety.htm>

Attention Woodturners

Colorwood Cutoff Sales

Keystone Sporting Arms of Milton PA has thousands of pounds of custom laminated stock for sale. The cutoffs are being sold by the pound.



\$1.00 / lb. for pallets between 500 & 1000 lbs.

\$1.25 / lb. for pallets between 250 & 499 lbs.

There is a \$20.00 charge to skid and shrink wrap the pallets plus shipping cost.

\$1.50 / lb. for a 50 lb. box and Keystone will ship fed ex with their discount rate (price depends on location).

Ask for Erin Troutman when contacting Keystone at
800-742-0455 or erin@crickett.com

When you order, you must mention that this information was provided to you at by **Bob Rosand or Ron Cote.**