



VOL 2017 NUMBER 3

March 21, 2017

a local chapter of the American
Association of Woodturners

Meetings held on the second
Tuesday of the month at
The Friends School
110 East Main Street
Moorestown, NJ 08057

President
Executive VP HOWs
VP HOWs Assistant
VP Newsletters
VP Librarian
VP Program Setup
Secretary
Treasurer

Marty Richter
Dave Potts
Phil Hauser
Scott Malin
Joe Quigley
open
Mike Zickler
John Coles

CONTENTS

Business Summary	1
February Meeting	1
Demonstration by Miriam Carpenter	2
AAW Member Benefits	appendix

MEETING SUMMARY:

Tonight's meeting included a demonstration by Miriam Carpenter, a Bucks County wood artist with a love of trees and nature. She is most well known in the turning community for her delicately carved leaves, but has an impressive resume with seven years of work designing furniture with Mira Nakashima, numerous artist residencies and collaborations in carving and turning, and was an impromptu demonstrator at Totally Turning in 2016. Check out some good articles about her at Cleaver (an online magazine), Bucks County Playbook, the Carpenter Coffee Table at George Nakashima Studio website, and a Mark Sfirri article in Woodwork Magazine that is available on the Bucks Woodturners site.

NEXT MEETING:

The April meeting, to be held on April 11th at 7:00pm will feature a demonstration by Dennis Fuge. Phil's open house will be held on the 18. Subsequent month's demonstrators are as follows:


5/9/17: Michael Gibson
6/13/17: HOW show and tell

UPCOMING EVENTS:

Utah Woodturning Symposium: May 11-13, Orem UT
AAW 31st Annual International Symposium: June 22-25 2017, Kansas City, MO
Wheaton Arts Festival of Fine Craft: October 7-8, 2017, NJ
Mid Atlantic Woodturning Symposium: October 28-29, 2017, Lancaster, PA

AAW MEMBERSHIP INFO

Phil mentioned in the meeting that the AAW was offering a discounted full membership, plus an option for a free 60 day trial membership. The discounted membership will only be available for new members, and will run from April 1st to June 30th. You can search for New Gen on their site, or call 877-595-9094 to enroll. Membership includes 6 issues of American Woodturner, access to past issues, online videos, and access to an array of educational materials and additional benefits. See the attached for full description.




A multi axis turned mirror frame that Miriam designed.



Miriam started her presentation with some slides showing her past work and how she developed the concepts for the multi axis turning she showed us.


Her demonstration involved a delicate bird sculpture, involving both multi axis turning as well as an "inside out" turning which uses an array of four blanks fastened together in which individual pieces can then be rotated. After these steps, her carving skills come into play to finish the bird sculpture.



Another multi axis project for a three legged table.



Miriam showed the group how she developed the drawings for the creation of her bird sculpture. She explained that it was necessary to use the 45 degree angle seen in the drawing to find the true depth of the required cuts. The drawing lets her measure the location and depth of all her cuts to form the basic shape of the bird.



This sequence shows the four blanks fastened together to begin the project. Miriam has countersunk the screws for safety and located them in areas that will stay uncut throughout the process. She mentioned that she does come pretty close to the screws sometimes and has considered placing the screws a bit further away from the cutting area, but was concerned about splitting the wood towards the edges.


Cutting begins on the full assembly, then continues with the blanks rotated, and then final touches can be performed on individual blanks.

After the lathe work, the final shaping of the bird is done by hand carving.



Miriam shows the beginning blank assembly of four pieces. She has carefully aligned the grain so that the beak will be formed in the lighter sapwood, as shown in the detail below.





Here's the blank mounted between centers, with grain aligned.



Miriam uses templates to set all of the major cuts.



Here's the shape of one blank in what appears to be the result of the first cut of the assembly.



Here's a blank after all the assembly cuts have been made.



Cutting the assembly for the first process. Ghosting shows for the square form while the deeper cuts are beginning to shape the bird.



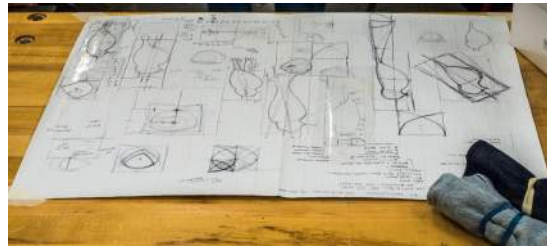
Miriam passing around a sample of the assembly. This one (seen to far left) appears to be the result of the second cut of the assembly after rotation of the pieces. The inside cuts now match the outside cuts.



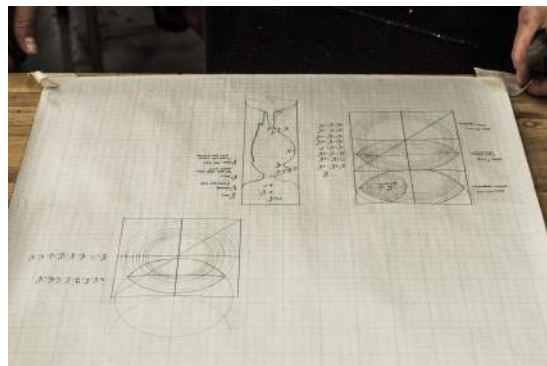
An individual blank set up for the final lathe cutting can now be seen to be off center.



At the far left, the current state of the individual blank being compared to a sample with some further development.



Drawings and sketches of the bird project, including the details that lead to the depth of cut calculations.



Miriam showed us her Incra marking rule, which uses a mechanical pencil to ride in the pre-cut grooves (see below). These rules are handy especially considering that Miriam measures her cuts to the 32nd of an inch.



Miriam also showed off some of her cool carving tools, including these mini carving planes, dental tools used for carving and, small scraper blades, and below, the StewMac Ultimate Scraper. These can be seen on the Stewart MacDonald website.





Miriam's process, from imagining and drawing her desired product, planning out the steps using both multi axis and inside-out turning, to final carving of the bird using luthier style carving tools, was really amazing and educational. For her, it seems the lathe was just one tool in her design and production process, but which maybe offers increased speed and repetition that might not be possible without it.

A finished bird below:



GUIDE TO MEMBER SERVICES & PUBLICATIONS



AAW's Vision 2020 strategy is focused on enriching your overall woodturning experience. Our goal is to help you and other AAW members accomplish your current ambitions, recognize opportunities, and pursue your aspirations – whatever your skill level or area of interest. Part of our strategy includes expanding and enhancing our educational tools and resources. Below is a guide to AAW's portfolio of publications and services, and descriptions of some of the new resources that will be introduced in the coming months through Vision 2020.

PUBLICATIONS INCLUDED WITH MEMBERSHIP

American Woodturner journal, six issues annually include feature articles, projects, photos, tips, techniques, and news. Online videos complement selected journal articles (tiny.cc/AWJournal).

- Access to online archive of past issues dating back to 1986 (tiny.cc/AWArchive) with a searchable online index (tiny.cc/AWIndex).

- AAW App, a downloadable tool used to read the journal on devices, including iPads and Android tablets. Download from the App Store or Play Store for your device.



Woodturning FUNDamentals, six digital issues annually include projects, techniques, tips, videos, and information to build essential woodturning skills, plus online archive of past issues (tiny.cc/WTFUNDamentals).



Woodturning Foundations

NEW - The Nitty Gritty of Sanding: A collection of tips and techniques for sanding excellence (tiny.cc/NittyGritty).



Got Wood? Now What? Useful material to help you effectively cut and store wood for woodturning (tiny.cc/GotWood).



Safety Guidebook for Woodturners: Overview of safety procedures to make your turning experience as satisfying as possible (tiny.cc/SafetyGuide).



Safety for Woodturners: Important information to help you build strong woodturning skills safely (tiny.cc/WTSafety).



Turners Are TOPS: Practical project information to help you make a variety of spinning tops (tiny.cc/TurnersAreTops).



Setting Up Your Woodturning Workstation: Handy information to help you set up a safe and functional workshop (tiny.cc/Setup).



Sharpening Woodturning Tools: Useful articles on sharpening tools for woodturning and related online video (tiny.cc/DVDSharpening).



New!



AAW EXPLORE! An online tool to help members locate woodturning projects, articles, tips, and more - quickly and easily from 2,500+ items (tiny.cc/AAWExplore).

Coming soon!



AAW Directory of Learning Opportunities: This web-based index includes regional symposia, professional workshops, and other resources available for woodturning education.



AAW Personal Learning Path: An online tool to help build a plan for learning desired skills and techniques.

Refer a friend for a FREE TEST DRIVE!

Nonmembers can sign up for a free Guest membership at tiny.cc/AAWGuest and experience a selection of AAW's digital member resources for a full 60-days. Guests can explore what we have to offer, kick our tires, and consider becoming a full-fledged AAW member to benefit from our complete portfolio of member publications and services.

Mentoring Resources

Teacher's Resource and Project Guide: Handbook to help educators develop programs to teach woodturning skills. Includes important safety guidelines, best practices, lesson plan tips, and projects (tiny.cc/MentorTeach).



Pen Manufacture Enterprise: Guide for teachers that offers students a pen-manufacturing experience (tiny.cc/MentorTeach).



Let's Go for a Spin: Lesson plan series for instructors to provide beginning and advanced students with a well-rounded set of turning skills (tiny.cc/MentorTeach).



Planning and Presenting a Successful Demonstration: A training manual and online video series to help experienced woodturners build or improve demonstration skills (tiny.cc/MentorTeach).



Teaching Woodturning Basics: Reference guide to help intermediate and advanced turners learn to teach others (tiny.cc/MentorTeach).



SERVICES INCLUDED WITH MEMBERSHIP



NEW - AAW Video Source: An online tool that offers access to useful woodturning videos pre-screened by the AAW for quality content and safety. Searchable by topic area and keywords. Users are invited to recommend videos for inclusion (tiny.cc/AAWVideoSource).

AAW Connects: A web-based tool to search the globe for AAW chapters and woodturning symposia, demonstrations, exhibitions, events, organizations, and schools (tiny.cc/AAWConnects).



AAW's Woodturning Marketplace: An online hub that enables AAW members to click through to sponsor websites to learn about woodturning products and services, and obtain exclusive deals (tiny.cc/Marketplace).

Directories: Online directories offer contact information for members (tiny.cc/AAWMembers), local chapters, demonstrators, and other woodturning resources (tiny.cc/AAWDirectories).



AAW's Woodturning Calendar: Schedule of upcoming chapter and demonstrator events, exhibitions, classes, symposia, and more (tiny.cc/WTCalendar).



Video Library: AAW's expanding online video collection helps to make the learning process more engaging. Pre-screened by the AAW for quality content and safety (tiny.cc/AAWVideo).

AAW Forum: A member-moderated online community ideal for sharing work and ideas, obtaining feedback, and connecting with other woodturning enthusiasts (tiny.cc/AAWForum).



Prizes: Monthly member drawings for sponsored prizes, including woodturning supplies, DVDs, classes, and more, plus annual lathe drawings (tiny.cc/WTDrawings).

EOG program: Members and chapters may apply for AAW's Educational Opportunity Grants, which offer funding to selected applicants for woodturning education projects (tiny.cc/GrantEOG).

POP fellowships: Members may apply for Professional Outreach Program (POP) fellowship grants, which offer funding to selected applicants for research and projects that encourage creative growth and innovation in turned wood art (tiny.cc/GrantPOP).

Exhibition opportunities and calls for entry: AAW members may apply and enter work for member exhibitions at the Annual International Symposium, the Gallery of Wood Art in Saint Paul, and other venues (tiny.cc/CallsforEntry).

CHAPTER RESOURCES AND SERVICES

The AAW offers a variety of resources and services to help chapters be successful.

Officer Information Kit: A digital toolbox, which includes job descriptions, operational information, tips, and best practices to equip officers for their roles (tiny.cc/ChapterOfficers).

Chapter Bulletin: A monthly update offering announcements, board news, new educational resources and information, to help chapters communicate more effectively with club members about the AAW (tiny.cc/ChapterOfficers).

Best Practices Library: An online collection of model programs shared by successful AAW chapters on topics such as demonstrations, scheduling, mentoring, meeting protocols, youth education, financial guidance, charitable initiatives, and more (tiny.cc/AAWBestPractice).

Grants and Scholarships: Chapters can apply for Educational Opportunity Grants (EOGs) to help fund educational projects and annual chapter scholarships for members to attend woodturning schools, such as Arrowmont School of Arts and Crafts and John C. Campbell Folk School (tiny.cc/GrantEOG).

Insurance: AAW offers two affordable general liability insurance options designed especially for U.S. chapters. As is typical of any insurance policy, there may be restrictions on chapter eligibility and coverage (tiny.cc/InsChapters).

AAW Specialty Programming

AAW's Young/Student Turners and Turning to the Future: Programming, information, and resources especially for teachers and students ages 10 to 25 (tiny.cc/Students).

AAW's Woodturning Beyond Barriers: A program that offers techniques and adaptations to help people with disabilities and other obstacles turn safely (tiny.cc/WBB).

Turners Without Borders: An AAW committee that delivers woodturning information and outreach services to the global woodturning world (tiny.cc/TWBorders).



Professional Outreach Program (POP): An AAW committee that fosters and promotes high standards of professionalism in woodturning through a variety of activities (tiny.cc/POPProgram).

Women in Turning (WIT): An AAW committee that brings together women who share a passion for woodturning to help further their skills and increase their participation in the field (tiny.cc/WomenWT).



Coming soon!



AAW Demonstrator Scheduling Tool: A searchable online databank to help chapters easily identify and schedule demonstrators for chapter events. Includes demonstrator contact information, schedule, fees, and project types, as well as sample demonstrator contracts.



Member Recruitment: AAW will support and assist chapters in developing increased membership through direct referral, as well as coordinate with suppliers, woodturning schools, arts and crafts centers to identify new sources of membership.

AAW IS EAGER TO SUPPORT YOU.

Your interest in woodturning and membership in the AAW are key elements in promoting woodturning worldwide. The AAW board and staff are grateful for your continued commitment to preserving this wonderful art and craft for future generations and look forward to supporting you in your woodturning endeavors. If you have questions or thoughts to share, please contact us at 651-484-9094, toll-free 877-595-9094, or by email at memberservices@woodturner.org.